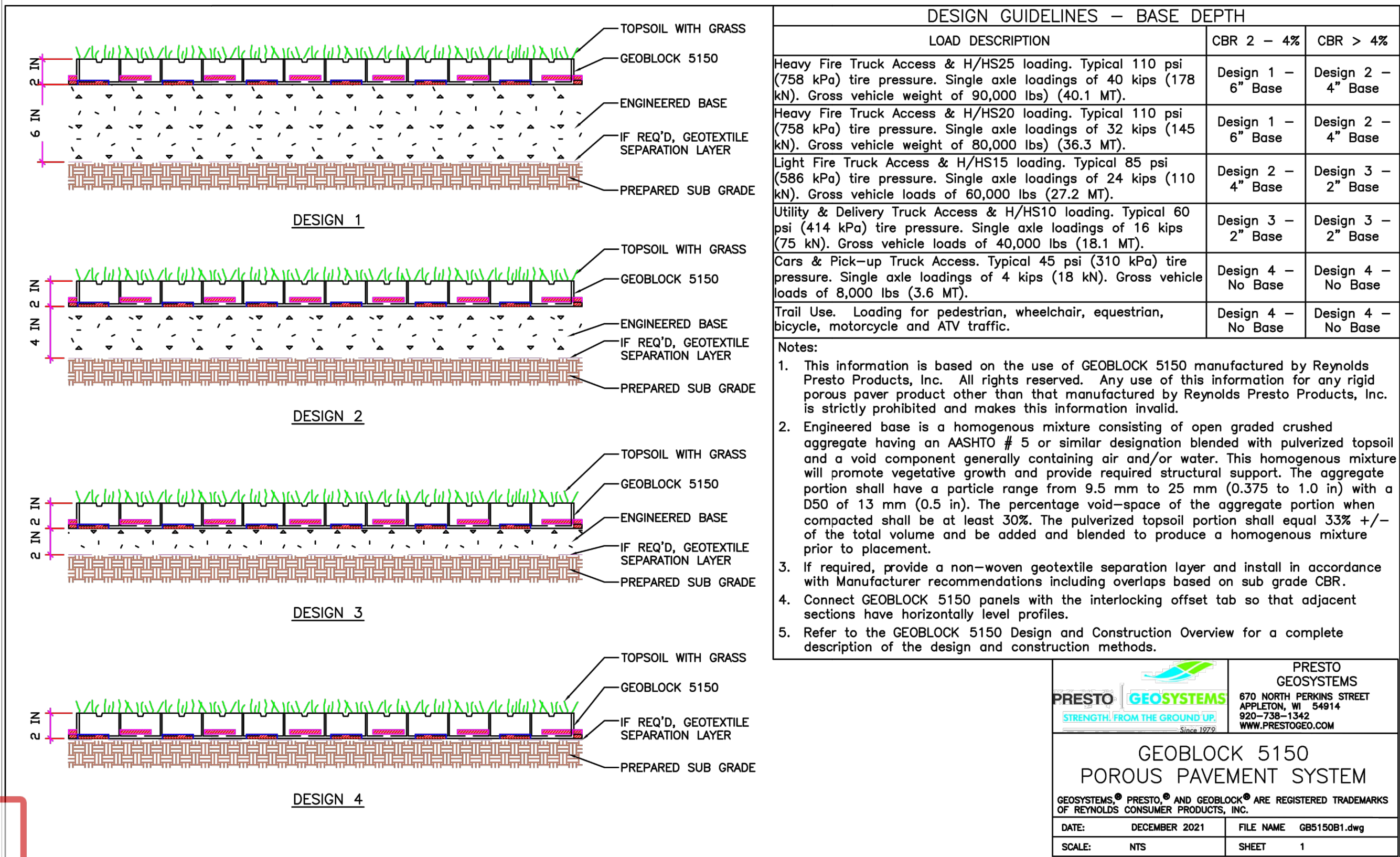
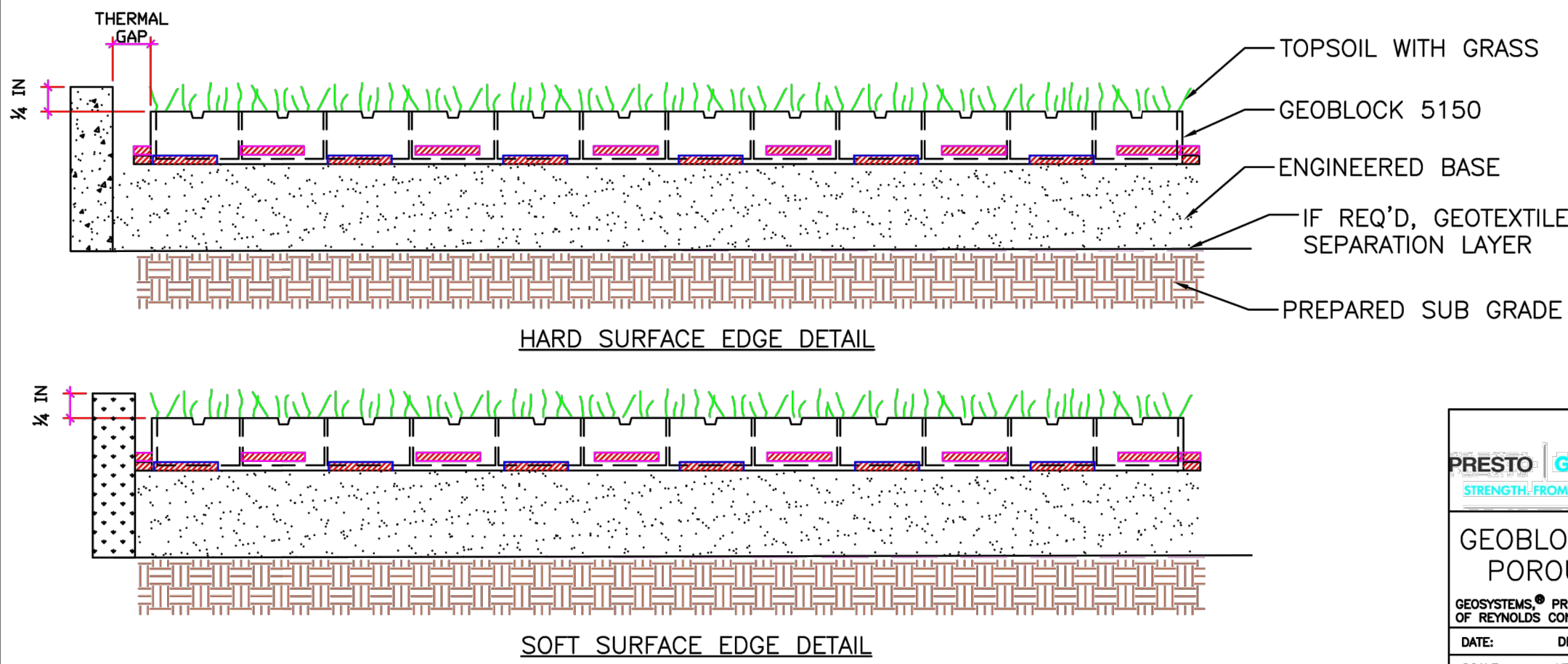


- Notes:
- This information is based on the use of GEOBLOCK 5150 manufactured by Reynolds Presto Products, Inc. All rights reserved. Any use of this information for any rigid porous paver product other than that manufactured by Reynolds Presto Products, Inc. is strictly prohibited and makes this information invalid.
 - Against hard surfaces (concrete, asphalt, paver block, etc.):
 - Place the top of the Geoblock5150 panels $\frac{1}{4}$ " below the top of the hard surface.
 - Provide a thermal gap between the hard surface and the edge of the GEOBLOCK 5150 panels. Thermal gap shall be 1 inch for every 20 lineal feet of GEOBLOCK 5150 pavement.
 - Against soft surfaces (topsoil, sod, landscape elements, etc.):
 - Place the top of the Geoblock5150 panels $\frac{1}{4}$ " below the top of the hard surface.
 - No thermal gap between the soft surface and the edge of the GEOBLOCK 5150 panels is required. Abut the GEOBLOCK 5150 panels to the soft surface.
 - Refer to the GEOBLOCK 5150 Design and Construction Overview for a complete description of the design and construction methods.




This document has been digitally signed and sealed by Blake M. Kidwell on 04/23/2026.

Printed copies of this document are not considered signed and sealed.

Revisions	
Δ	06/02/26 AAC
Δ	
Δ	
Δ	
Δ	
Δ	
Δ	

Phase:

PERMIT DOCUMENTS



Scale:	Date
N.T.S.	03/07/25
Job No.	Plot Date
24-1832.00	04/22/26
Drawn by	Sheet No.
BMK	C4.2
Proj. Mgr.	
BMK	
Appr. by	- of -
BMK	